



ELECTRO-FLEX HEAT

a Division of ThreeHeat, LLC

Product Data Sheet for Silicone Rubber Heaters

FEATURES

- Rectangular, tape and round standard heaters in the most frequently requested dimensions for immediate delivery
- 115V standard
- Power densities of 2.5W/in.², 5W/in.² and 10W/in.² cover a wide range of applications
- Operating temperature range of -70°F to 450°F
- Resistant to many chemical substances
- Components UL Recognized and CSA Certified
- Custom configurations available

APPLICATIONS

- De-icing and anti-icing equipment
- Freeze protection for drains in refrigeration equipment
- Electric motor dehumidifying
- Consumer appliances
- Vending equipment
- Food service equipment
- Security cameras

Please contact the engineering department at Electro-Flex Heat, a Division of ThreeHeat, LLC, for assistance with specific applications.



GENERAL INFORMATION

Silicone Rubber heaters have wire-wound or etched foil heating circuits laminated between thin layers of fiberglass-reinforced, high temperature insulation, silicone rubber.

The thin profile transfers heat quickly because the actual resistance element is so close to the heated part. A common application of Silicone Rubber Heaters is wrap-around drum heating to provide freeze protection/viscosity control for a variety of materials. (See our separate Drum Heaters and Insulating Blankets product sheet, EFN-1001.)

Silicone Rubber heaters are resistant to temperature extremes, moisture, weathering, radiation, fungus and chemical attack. They also have a high dielectric strength, flexibility, provide a cost effective heating solution and are easily bonded or cemented to heat sinks or other parts to be heated.

Silicone Rubber Heaters can be virtually any size, shape and configuration and are the ideal solution for many low and medium temperature applications which do not conform to standard heater shapes, sizes and dimensions. Although Electro-Flex Heat offers three off-the-shelf configurations (rectangular, tape and round) available for immediate delivery, we can also customize heaters in a wide variety of shapes, contours, three-dimensional patterns and heat concentrations to fit the requirements of your specific application.

Three power densities at 115V are available for most stock heaters: 2.5W/in.², 5W/in.² and 10W/in.². Gentle warming is best done with 2.5W/in.², while the 5W/in.² are used for all-purpose heaters. Rapid warm up and high temperature are achieved with the 10W/in.² heaters; however, temperature should be controlled to ensure as a safe limit of 450°F is not exceeded.

How to order:

1. Determine specifications desired (see Figure 1 and Tables 1, 2, 3).
2. Determine power density desired (see Figure 2 and Tables 2, 3).
3. Specify model number (see Figure 3).
4. Contact factory or representative (see back page for contact information).

Silicone Rubber Heaters



Table 1. General Specifications

Characteristic	Value
Material and construction	fully vulcanized fiberglass-reinforced silicone rubber encapsulating a nickel alloy or thin foil heating element
Voltage	115V
Power densities available (at 115 V)	2.5W/in. ² , 5W/in. ² , 10W/in. ²
Operating temperature range	-70°F to 450°F
Exposure temperature range	-70°F to 450°F
Resistance tolerance	±10%
Thickness	0.030in. to 0.070in. (except at lead exit)
Leads: gage insulation length	varies according heater wattage and voltage Teflon [®] unless specified 12.0in. min.
Component approvals	UL, CSA
High-potential dielectric testing (at 115 V)	1250V
Serviceable parts	none

Figure 1. Off-the-Shelf Configurations Available for Immediate Delivery

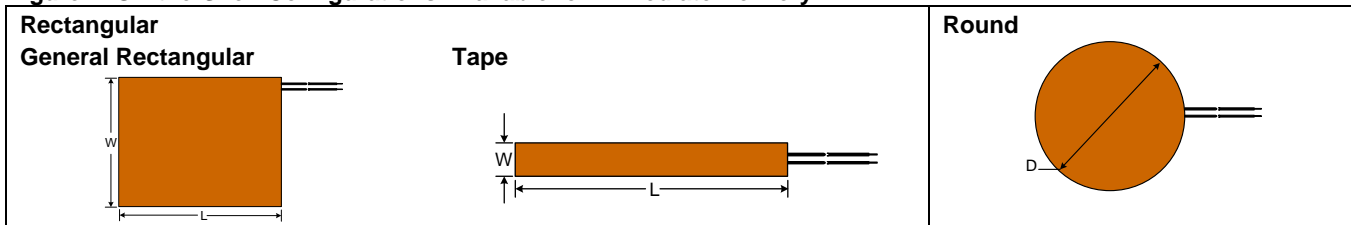


Table 2. Rectangular Configuration at 115V (Power Density in W/in.²)

Width (in.)	Length (in.)											
	1	2	3	4	5	6	7	8	9	10	11	12
1	-	-	2.5	2.5	2.5	2.5	2.5	2.5	2.5	2.5	2.5	2.5
	10*	5	5	5	5	5	5	5	5	5	5	5
		10	10	10	10	10	10	10	10	10	10	10
2	-	2.5	2.5	2.5	2.5	2.5	2.5	2.5	2.5	2.5	2.5	2.5
		5	5	5	5	5	5	5	5	5	5	5
		10	10	10	10	10	10	10	10	10	10	10
3	-	-	2.5	2.5	2.5	2.5	2.5	2.5	2.5	2.5	2.5	2.5
			5	5	5	5	5	5	5	5	5	5
			10	10	10	10	10	10	10	10	10	10
4	-	-	-	2.5	2.5	2.5	2.5	2.5	2.5	2.5	2.5	2.5
				5	5	5	5	5	5	5	5	5
				10	10	10	10	10	10	10	10	10
5	-	-	-	-	2.5	2.5	2.5	2.5	2.5	2.5	2.5	2.5
					5	5	5	5	5	5	5	5
					10	10	10	10	10	10	10	10
6	-	-	-	-	-	2.5	2.5	2.5	2.5	2.5	2.5	2.5
						5	5	5	5	5	5	5
						10	10	10	10	10	10	10
7	-	-	-	-	-	-	2.5	2.5	2.5	2.5	2.5	2.5
							5	5	5	5	5	5
							10	10	10	10	10	10
8	-	-	-	-	-	-	-	2.5	2.5	2.5	2.5	2.5
								5	5	5	5	5
								10	10	10	10	10
9	-	-	-	-	-	-	-	-	2.5	2.5	2.5	2.5
									5	5	5	5
									10	10	10	10
10	-	-	-	-	-	-	-	-	-	2.5	2.5	2.5
										5	5	5
										10	10	10
11	-	-	-	-	-	-	-	-	-	-	2.5	2.5
											5	5
											10	10
12	-	-	-	-	-	-	-	-	-	-	-	2.5
												5
												10

Note: * 1in. x 1in. available as 350 Ohm only.

Silicone Rubber Heaters



Table 2. Rectangular Configuration at 115V (Power Density in W/in.²) (continued)

Length (in.)	Width (in.)											
	1	2	3	4	5	6	7	8	9	10	11	12
18	2.5	2.5	2.5	2.5	-	2.5	-	2.5	-	2.5	-	2.5
	5	5	5	5	-	5	-	5	-	5	-	5
	10	10	10	10	-	10	-	10	-	10	-	10
24	2.5	2.5	2.5	2.5	-	2.5	-	2.5	-	2.5	-	2.5
	5	5	5	5	-	5	-	5	-	5	-	5
	10	10	10	10	-	10	-	10	-	10	-	10
30	2.5	2.5	2.5	2.5	-	2.5	-	2.5	-	2.5	-	2.5
	5	5	5	5	-	5	-	5	-	5	-	5
	10	10	10	10	-	10	-	10	-	10	-	10
36	2.5	2.5	2.5	2.5	-	2.5	-	2.5	-	2.5	-	2.5
	5	5	5	5	-	5	-	5	-	5	-	5
	10	10	10	10	-	10	-	10	-	10	-	10
42	2.5	2.5	2.5	2.5	-	2.5	-	2.5	-	2.5	-	2.5
	5	5	5	5	-	5	-	5	-	5	-	5
	10	10	10	10	-	10	-	10	-	10	-	10
48	2.5	2.5	2.5	2.5	-	2.5	-	2.5	-	2.5	-	2.5
	5	5	5	5	-	5	-	5	-	5	-	5
	10	10	10	10	-	10	-	10	-	10	-	10

Table 3. Round Configuration at 115V

Diameter (in.)	Power Density (W/in. ²)	Diameter (in.)	Power Density (W/in. ²)
3	2.5	8	2.5
	5		5
	10		10
4	2.5	9	2.5
	5		5
	10		10
5	2.5	10	2.5
	5		5
	10		10
6	2.5	11	2.5
	5		5
	10		10
7	2.5	12	2.5
	5		5
	10		10

Figure 2. Power Density vs Voltage

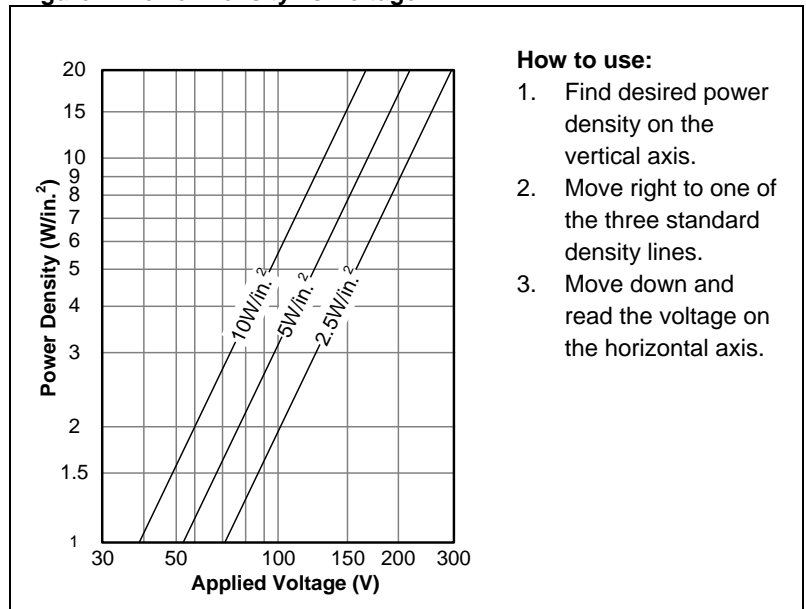
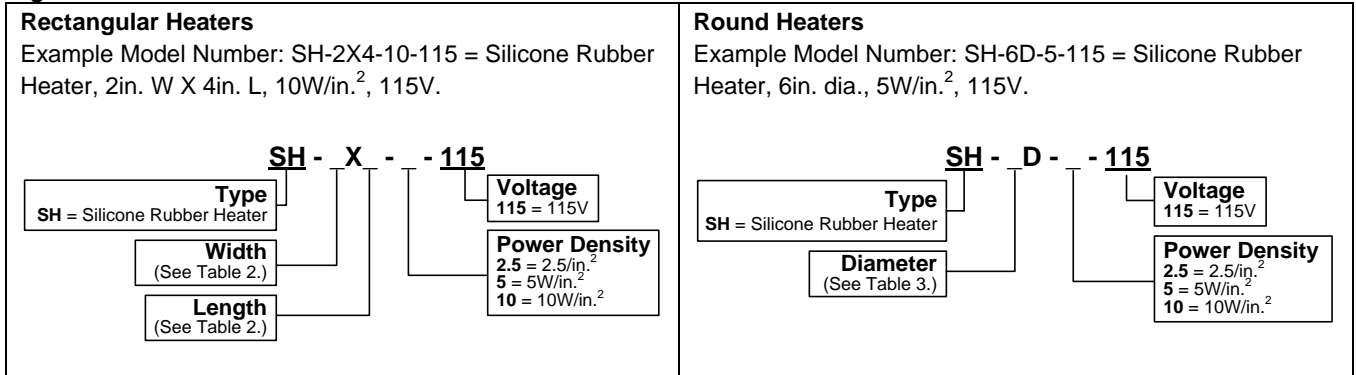


Figure 3. Part Number Order Guide





WARRANTY AND LIMITATION OF REMEDY AND LIABILITY

Electro-Flex Heat, a Division of ThreeHeat, LCC (hereafter referred to as “Electro-Flex Heat”) warrants its products against defects in material and workmanship for at least one (1) year from the time of delivery, provided such product is properly applied, used and maintained. **Electro-Flex Heat** does not warrant any product against damage from corrosion, contamination, misapplication, improper specification or wear and tear and operational conditions beyond **Electro-Flex Heat’s** control. The terms of this warranty are the exclusive terms available to buyer and to any other person or entity to which products are transferred during the period of this warranty. No person has authority to bind **Electro-Flex Heat** to a presentation or warranty other than this express warranty.

Electro-Flex Heat shall not be liable for incidental or consequential damages resulting from use of the products whether a claim for such damage is based upon warranty, contract, negligence or other cause of action. Should any product fail while subject to this warranty, such product shall be repaired or replaced, at **Electro-Flex Heat’s** option, at no charge to buyer or to any other person or entity to which product is transferred during the period of this warranty. **Electro-Flex Heat** must be notified of the alleged failure of the product within thirty (30) days of such event and advanced authorization for repair or replacement must be obtained in writing from **Electro-Flex Heat**.

THIS WARRANTY IS MADE EXPRESSLY IN LIEU OF ALL OTHER WARRANTIES, EXPRESS OR IMPLIED, INCLUDING WITHOUT LIMITATION, ANY WARRANTY ARISING FROM A COURSE OF DEALING OR USAGE OF TRADE, AND ALL OTHER SUCH WARRANTIES ARE SPECIFICALLY EXCLUDED. THE CORRECTION OF ANY DEFECT IN OR FAILURE OF PRODUCTS BY REPAIR OR REPLACEMENT TO THE EXTENT SET FORTH ABOVE, SHALL BE Electro-Flex Heat’s LIMIT OF LIABILITY AND THE EXCLUSIVE REMEDY FOR ANY AND ALL LOSSES, DELAYS OR DAMAGES RESULTING FROM THE PURCHASE OR USE OF THE PRODUCTS. IN NO EVENT SHALL Electro-Flex Heat BE LIABLE FOR SPECIAL, INDIRECT, INCIDENTAL OR CONSEQUENTIAL DAMAGES. Electro-Flex Heat SHALL NOT BE LIABLE FOR, BUYER AND ANY OTHER PERSON OR ENTITY TO WHOM PRODUCTS ARE TRANSFERRED DURING THE PERIOD OF THIS WARRANTY ASSUMES RESPONSIBILITY FOR, ALL PERSONAL INJURY AND PROPERTY DAMAGE RESULTING FROM OR RELATED TO THE HANDLING, POSSESSION OR USE OF PRODUCTS AND PRODUCTS MANUFACTURED AND SOLD BY Electro-Flex Heat HEREUNDER.

Electro-Flex Heat IS NOT LIABLE FOR LABOR COST INCURRED IN REMOVAL, REINSTALLATION, OR AUTHORIZED REPAIR OF THE PRODUCT OR FOR DAMAGE OF ANY TYPE WHATSOEVER, INCLUDING INCIDENTAL OR CONSEQUENTIAL DAMAGE.

USERS ARE RESPONSIBLE FOR THE SUITABILITY OF THE PRODUCTS TO THEIR APPLICATION. PRICING IS F.O.B.



ELECTRO-FLEX HEAT
a Division of ThreeHeat, LLC

5 Northwood Rd
Bloomfield, CT 06002
Phone: 860-242-6287
Fax: 860-242-7298

www.electroflexheat.com

EFH1007 Issue 4
August 2011

©2011 Electro-Flex Heat, a Division of ThreeHeat LLC

